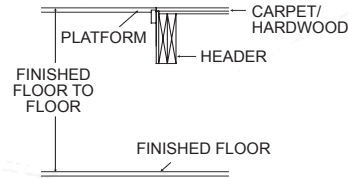


Easy steps for obtaining a spiral stairway quotation:

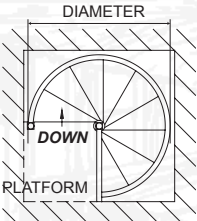
STEP 1 ➔ Specify spiral diameter: NOTE: The finished well-hole opening is to be 4" larger than the diameter of the spiral stair itself.

- 4'-0" (52" minimum well-hole)
 4'-6" (58" minimum well-hole)
 5'-0" (64" minimum well-hole)
 5'-4" (68" minimum well-hole)
 6'-0" (76" minimum well-hole)

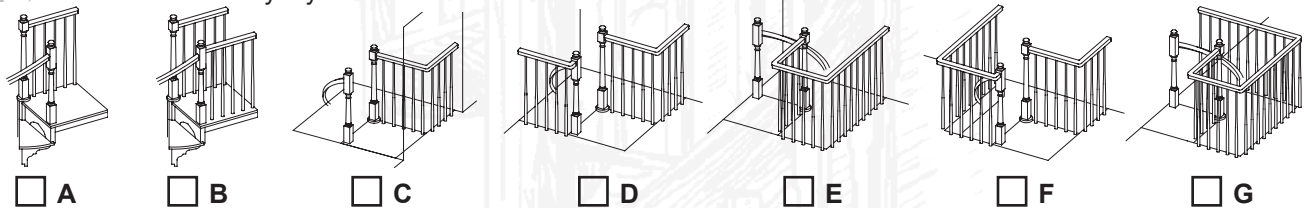
STEP 2 ➔ Specify your finished floor to finished floor height: _____



STEP 3 ➔ Specify rotation of descent from the top of stair:

- Clockwise Descent 
 Counter Clockwise Descent 

STEP 4 ➔ Select the balcony layout rail from the views below:



STEP 5 ➔ Specify balustrade styles and species: (Choose from coordinating styles on page 3)

Handrail Style _____
Handrail Specie _____

Baluster Style _____
Baluster Specie _____

Stair Specie _____
(Pole, Treads, Risers)

STEP 6 ➔ Contact Name _____ Phone Number _____
Job Site Address _____

STEP 7 ➔ Fax this page to us at 740-269-9047. A quote will be returned to you within 2-4 business days, depending on complexity.

To order your spiral stairway:

STEP 1 ➔ Sign and return the quotation with the appropriate deposit as noted on the quote.

STEP 2 ➔ Upon receipt of your signed quote and deposit, we will prepare and send you a shop drawing showing the layout of your stair and the components being used.

STEP 3 ➔ Confirm the dimensions and locations of the walls; sign and return the drawing to us.

STEP 4 ➔ Upon receipt of the signed shop drawings we will begin manufacturing your custom built spiral stairway. Lead time is normally 4-6 weeks. We will notify you of the expected ship date prior to shipment.

Shipping and Installation of your spiral stairway:

- ➔ Spiral stairs are shipped common carrier and priced to cover freight within the Continental United States. (Any freight claims are the responsibility of the purchaser and the freight carrier)
- ➔ Each stair is typically shipped with one center pole, two boxes containing all components, assembly hardware and instructions on pallets.
- ➔ Unloading, installing the spiral stair and any balcony components is the responsibility of the purchaser. Lift gate service at delivery is available for an additional charge, and must be requested by the purchaser prior to shipment. A typical spiral stair installation requires 6-8 hours excluding balcony parts.
- ➔ If you have any questions concerning your project, we encourage you to call us at 740-269-2221.